

Newsletter Belgian Solar Observers

Results and news for solar observers

Volume 12

Number 140

October 2007

Franky Dubois Poelkapellestraat 39 langemark 8920

Web site: <http://www.bso.vvs.be> e-mail astrosun@skynet.be

Content Newsletter

Graphics and relative number for this month

Daily Wolfnumbers by the members

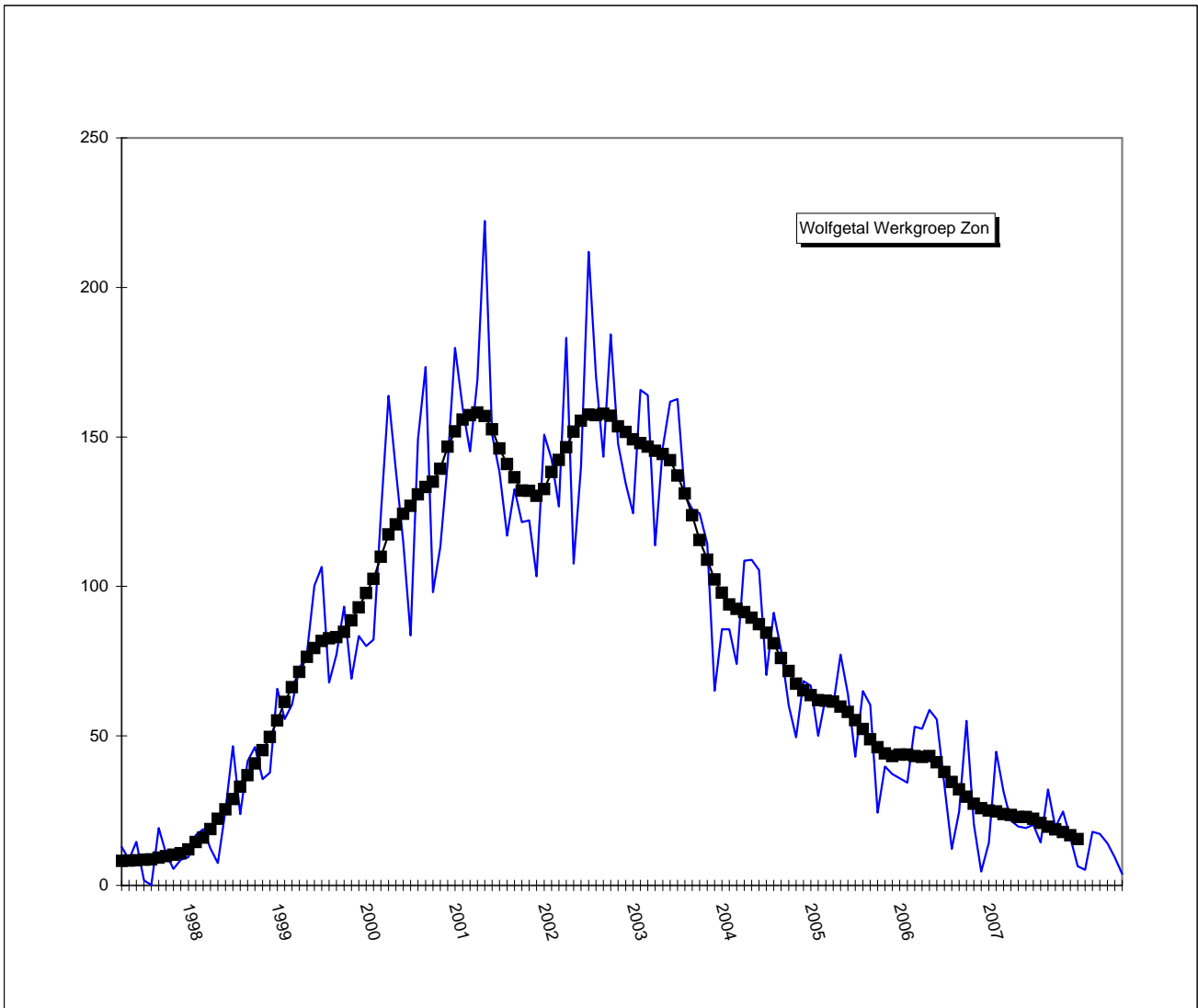
Monthly sunspot report

Polar faculae and CV numbers

Prominence numbers by the members

Monthly prominence report

Photo album and drawings



Mean of october observations

Groups :	N	0,00	Wolfnumb N	0	Beck :	3,5
	S	0,10	S	1,1	CV	0,5
	N+S	0,10	N+S	1,1		
372 observations	25 observers					

Sunspotnumbers VVS Belgium

Month: **October 2007**

Day	GROUPS			WOLFNUMBER			RE'	CV	OBS
	N	S	N+S	N	S	N+S			
1	0	0	0	0	0	0	0	0	2
2	0	0	0	0	0	0	0	0	4
3	0	0	0	0	0	0	0	0	3
4	0	0	0	0	0	0	0	0	13
5	0	1	1	0	1,4	1,4	1	1	18
6	0	1	1	0	15,8	15,8	60	9	19
7	0	1	1	0	15,4	15,4	32	5	18
8	0	0	0	0	0	0	0	0	11
9	0	0	0	0	0	0	0	0	10
10	0	0	0	0	0	0	0	0	11
11	0	0	0	0	0	0	0	0	8
12	0	0	0	0	0	0	0	0	5
13	0	0	0	0	0	0	0	0	21
14	0	0	0	0	0	0	0	0	24
15	0	0	0	0	0	0	0	0	16
16	0	0	0	0	0	0	0	0	21
17	0	0	0	0	0	0	0	0	12
18	0	0	0	0	0	0	0	0	19
19	0	0	0	0	0	0	0	0	11
20	0	0	0	0	0	0	0	0	22
21	0	0	0	0	0	0	0	0	17
22	0	0	0	0	0	0	0	0	19
23	0	0	0	0	0	0	0	0	18
24	0	0	0	0	0	0	0	0	4
25	0	0	0	0	0	0	0	0	2
26									
27	0	0	0	0	0	0	0	0	1
28	0	0	0	0	0	0	0	0	9
29									
30	0	0	0	0	0	0	0	0	16
31	0	0	0	0	0	0	0	0	18
	0,00	0,10	0,10	0,0	1,1	1,1	3,2	0,5	372

Monthly mean: **1,1** Covering: **29/31** Spotless days: **26**
 Observations: **372** Number of observers: **26**

V.V.S. BELGIUM SOLAR SECTION FRANKY DUBOIS

Poekapellestraat 39
 B8920 Langemark
 Belgium
 e-mail : astrosun@skynet.be

Observers:

**Devriese ; De Ceuninck ; Janssens ; Publ obs Mira ; Bourgeois ; Macharis
 De Backer; Dubois ; Gysel ; Kleber ; Deman ; Taillieu ; Carels ; Dewaele
 Meeus ; Steen ; KSB ; Gabriel ; Claeys ; Devriese ; Thooris ; Vanleenhove
 Claes ; Verboven ; Van Loo ; Son ; Coeckelberghs ; Gadyne**

VVS Belgian Solar Observers Prominence number Rp

		Month : October 2007															asm	Lille																			
		J. Janssens					F. Dubois					E. De Ceunick					L. Meeus					J. Hamsch					G. Deman						20/20				
Day	time	Q	W	H	e	Rp	time	Q	W	H	e	Rp	time	Q	W	H	e	Rp	time	Q	W	H	e	Rp	time	Q	W	H	e	Rp							
1																																					
2																																					
3							15,07	2,5	2	2	2	22																									
4													11,30	2,00	3	4	4	44																			
5							8,22	3	3	3	3	33																									
6	8,30	3,5	2,5	3	6	36							08u50	4	2	2	2	22																			
7	7,30	4	2	6	8	68																				11,50	3	2	3	5	35						
8																																					
9							8,06	3	3	2	2	22														13u15	2	4	1	2	12						
10							9,20	2,5	2	2	3	23																									
11																																					
12																																					
13							12,45	3	3	4	8	48																									
14	7,55	3	1,5	7	8	78	8,35	3	3	5	9	59	08,30	3,00	2,5	8	10	90								12,00	2	2	8	11	91						
15							11,50	3	3	3	4	34														9,05	3	2	5	7	57						
16							7,46	2,5	2,5	2	2	22																									
17																																					
18							7,50	2	2,5	3	3	33																									
19							12,54	2	2,5	3	4	34																									
20	8,30	2,5	2	2	4	24	8,30	2	3	2	4	24													12u45	3	1	3	5	35							
21							8,42	3,5	3	3	4	34																									
22							7,32	2,5	3	3	6	36																									
23							8,03	3	3	3	4	34																									
24																																					
25																																					
26																																					
27																																					
28																																					
29																																					
30							9,45	2,5	3	3	8	38																									
31													10,30	2,50	2,5	3	4	34																			
		4	3,3	2	4,5	6,5	51,5	15	2,7	2,8	2,9	4,4	33,07	20	2,2	2,6	4,1	4,7	45,2	6	2,8	2,1	3,67	5,2	41,8	#################						9	2,8	1,9	4,44	6,1	50,9

		O. Steen					H. Coekelberghs					J. Claes					A Gabriel					asp	R.Blondeel					asp	G. Gubbels								
Day	time	Q	W	H	e	Rp	time	Q	W	H	e	Rp	time	Q	W	H	e	Rp	time	Q	W	H	e	Rp	time	Q	W	H	e	Rp							
1																																					
2							11,55	3	2	2	5	25																									
3																																					
4	12,15	3,5	3	2	2	22																															
5	7,55	3,5	2	2	3	23							11,45	4	11	4	6	46																			
6	12,30	3	2	4	7	47							12,30	4	1	4	12	52																			
7	8,25	4	2,5	4	5	45							8,30	4	1	6	9	69																			
8	15,30	3,5	3	2	3	23																															
9	8,15	3,5	2	2	3	23																															
10																																					
11	14,40	3,5	3	2	3	23																															
12	13,25	3	3	3	3	33																															
13	11,45	3	2	4	6	46	13,10	3	3	6	9	69																									
14	7,45	3,5	2	6	7	67	11,04	3	3	4	8	48	13,30	4	1	4	11	51																			
15	7,15	3,5	2	4	4	44							8,30	4	1	6	14	74																			
16	8,10	3,5	2	2	2	22							9,00	3	2	5	9	59																			
17	15,10	3	2	3	3	33							9,45	3	2	5	7	57																			
18	7,15	3	2	3	6	36																															
19	8,25	3	2	4	5	45							8,15	3	2	3	7	37																			
20	7,30	3	2	2	4	24																															
21	8,10	4	2	7	8	78	11,49	3	4	6	10	70	11,30	3	2	4	9	49																			
22	8,20	3	2	2	5	25																															
23	13,30	3	2	3	5	35																															
24																																					
25																																					
26																																					
27																																					
28																																					
29																																					
30	9,55	3,5	2	4	8	48							12,30	4	2	3	6	36																			
31	8,05	3	2	4	6	46	0,48	4	5	4	8	48	11,30	4	1	5	13	63																			
		21	3,3	2,2	3,3	4,7	37,5	5	3,2	3,4	4,4	8	52,0	13	3,7	2,3	4,5	9,6	54,2	22	3,3	2,0	4,41	7	51,3	5	2,4	1,6	3,2	3,8	35,8	12	3,0	1,8	4,17	9,2	50,8

		T.Spaninks					PST
Day	time	Q	W	H	e	Rp	
1							
2							
3							
4							
5							
6							
7	9,36	4	2	6	7	67	
8							
9							
10							
11							
12							
13							
14	8,54	3	2	8	12	92	
15	8,50	3	2	5	6	56	
16							
17							
18							
19							
20							
21							
22							
23							
24							
25							
26							
27							
28							
29							
30	10,37	3	2	3	6	36	
31							
		5	3,3	2	5,5	7,8	62,8

Time : Beginning of observation
 Q : Seeing scale SIDC
 W : transparency scale of Wed

Prominence number Rp

Belgian solar observers

Month: **October 2007**

Day	Q	Wedel	H	e	Rp	el. Obs	Stdev	OBS
1								
2	2,8	2	2,0	3,5	23,5		2,1	2
3	3	2	5	8	58			1
4	2,5	2,5	4	5	45	1	1,4	3
5	3,5	3,6	3,2	4,3	36,3		11,7	6
6	3,3	1,8	3,6	7	43	1	7,7	7
7	4	1,8	5,3	8	61	1	9,1	7
8	3	2,6	2,5	4	29		6,4	4
9	2,9	2,7	1,8	3,2	21,2		5,5	5
10	2,3	2,3	2,7	4,3	31,3		13,9	3
11	3,5	3	2	3	23			1
12	3	3	3	3	33			1
13	3,1	2,3	4,8	8,5	56,5	3	9,9	9
14	3,2	2	6,3	10,4	73,4	2	13,4	12
15	3	1,8	4,2	5,7	47,7	1	9,1	6
16	2,4	2,1	2,7	2,8	29,8	2	9,1	8
17	2,8	2,3	3	3	33		0	2
18	3,1	1,9	3,4	5,5	39,5		8,6	8
19	2,3	2,4	4	4,8	44,8		9	4
20	2,6	2,1	2,8	5,2	33,2	1	9,8	10
21	3,3	2	6,3	7,3	70,3	2	10,7	6
22	2,1	2,3	4,3	9	52	2	12	6
23	2,9	2,1	3,3	5,3	38,3		8,2	8
24	4	2	5	9	59			1
25								
26								
27								
28	3	2,5	3	5,5	35,5		0,7	2
29								
30	3,1	2,3	3	6	36		6,3	8
31	3,2	2,3	4,1	8	49		9,4	7
	3,00	2,30	3,7	5,7	42,4	16	7,9	137

Monthly mean: **42,4** Covering: **26/31**
Observations: **136** Number of observers: **13**

V.V.S. BELGIUM SOLAR SECTION FRANKY DUBOIS

Poekapellestraat 39
B8920 Langemark
Belgium
e-mail : astrosun@skynet.be

Observers:

Steen ; Dubois ; Meeus ; De Ceuninck ; Coeckelberghs ; Janssens
Hamsch ; Claes ; Gabriel ; Blondeel ; Deman ; G.Gubbels ; T.Spaninks

Q : Seeing scale SIDC

W : transparency scale of Wedel , see <http://members.chello.be/j.janssens/>

H : number of prominence groups at the limb

e : total of individual prominences at the limb

Rp : $H \cdot 10 + e$

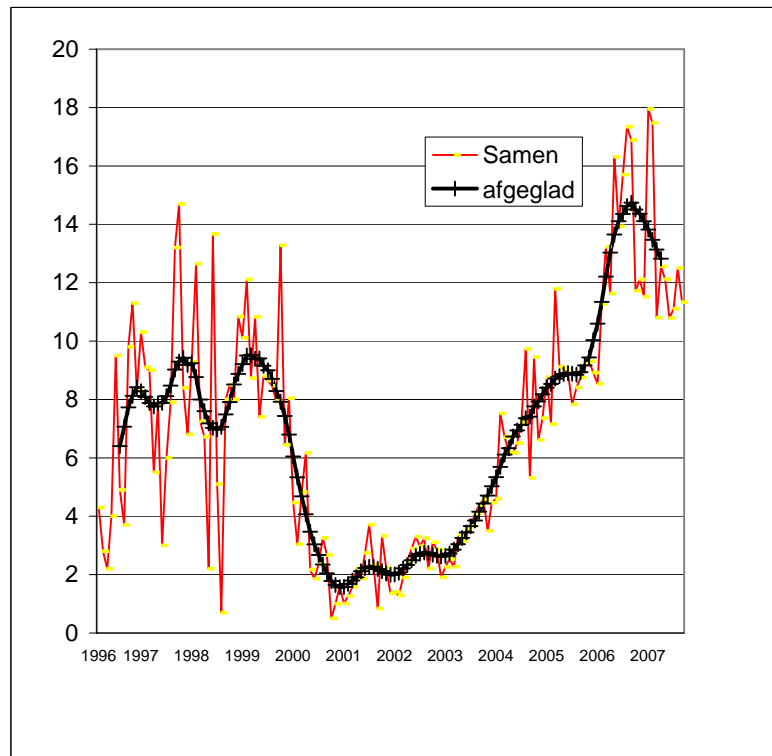
More info at : <http://members.chello.be/j.janssens/>

Belgian Solar Observers

Polar Faculae

Month: October 2007

Date	Dubois 125mm F20			Steen 102mm F15			Deman 150mmF15			Gabriel 250 mm F20			Carels 150mm F8			Janssen 200mmF10			T.Spaninks 127mm F15			G.Gubbels			
	North	South	Q	North	South	Q	North	South	Q	North	South	Q	North	South	Q	North	South	Q	North	South	Q	North	South	Q	
1																									
2																									
3																									
4											24	6	3												
5	9	6	4	8	4	3,5				28	8	4	4	1	4										
6				9	4	3,5				37	9	4				11	2	3,5				7	3	3	
7				12	3	3,0				32	14	4				14	3	4,0	1	0	4	7	4	3,5	
8				6	2	4,0							6	2	4										
9	9	2	3	5	2	3,0																			
10																									
11				6	3	3,5																			
12																									
13				12	5	3,0	23	5	2	29	7	3										12	3	3	
14	7	2	4	7	5	3,5	39	7	3	41	10	4				6	1	3,0	1	2	4	11	3	3	
15				7	4	3,5				52	14	4							0	0	4	14	5	3,5	
16				8	4	3,5				38	12	3										15	7	4	
17	18	6	4	5	4	3,0							4	3	3										
18	11	4	3	7	5	3,0	28	7	4										6	3	4				
19																									
20	11	4	4	12	4	3,5										8	2	2,5				8	2	2,5	
21	11	2	3	15	6	4,0																8	3	2,5	
22				4	4	3,0	29	8	3																
23				11	5	3,0																			
24																									
25																									
26																									
27																									
28																							6	3	3
29																									
30	7	4	3	11	5	3,5													1	1	4	5	2	2,5	
31				5	3	3,0																3,0	3,0	4,0	
	10,38	3,75		8,33	4,00		29,8	6,8		35,1	10,0		4,67	2,00		9,75	2,00		1,80	1,20		8,73	3,45		



N.O.A.A. Regio	ZICHTBAAR		N.O.A.A.		MAX	MAX	classificatie						
	van	tot	breedte	lengte	AREA	LENGTE	Macintosh						
10969	21-08-07	01-09-07	S05	188	0110	07	HSX	HAX	cso	cho	HSX	DSO	HRX
10970	01-09-07	06-09-07	S07	124	0050	06	BXO						
10971	28-09-07	01-10-07	N03	112	0050	04	CRO	BXO					
10972	06-10-07	07-10-07	S06	20	0060	06	CRO	BXO					
10973	06-11-07	06-11-07	S11	19	0010	01	AXX						

Prominences

Belgian Solar observers

Date : 14/10/2007

U.T. : 10h05

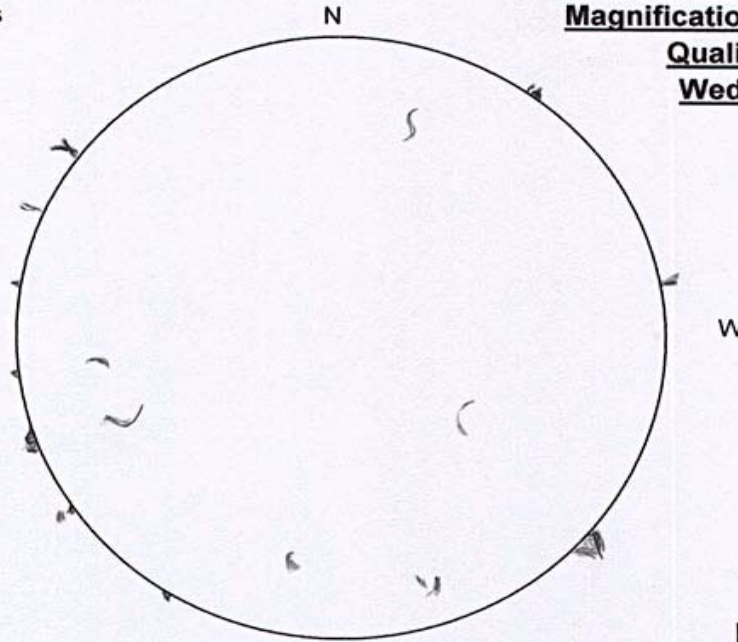
Observer : L. Meeus

Instrument : PST

Magnification : 33,3

Quality : 3

Wedel : 2



H: 10
e: 11
Rp: 111

P: 26,24°
Lo: 282,47°
Bo: 5,98°

Prominences

Belgian Solar observers

Datum : 18/10/2007

U.T. : 12h45

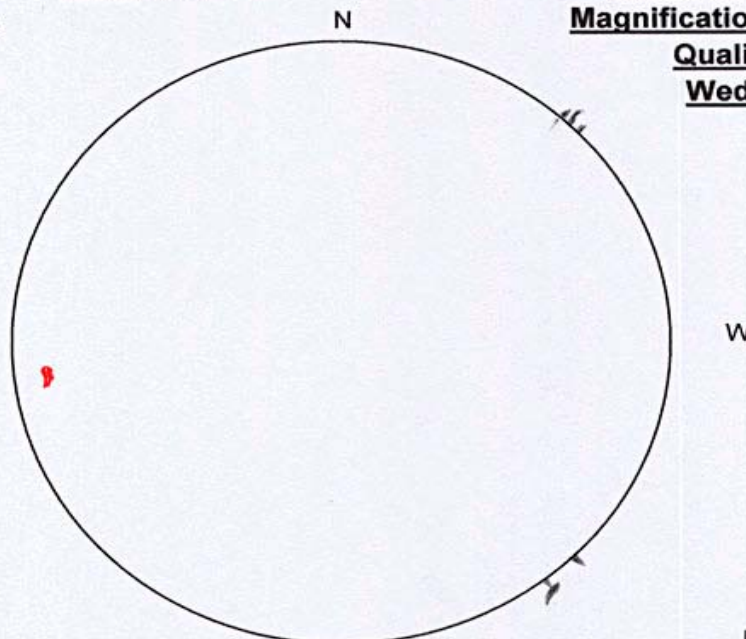
Observer : L. Meeus

Instrument : PST

Magnification : 33,3

Quality : 3

Wedel : 1



H: 3
e: 5
Rp: 35

P: 26,09°
Lo: 229,41°
Bo: 5,68°

SIDC Weekly bulletin on Solar and Geomagnetic activity
WEEK 355 from 2007 Oct 15

SOLAR CONDITIONS:

Solar conditions were very quiet during this week. The GOES X-ray curve remained at or below A-levels during the entire week. A recurring equatorial coronal hole passed the central meridian. Embedded in this coronal hole there was an active region NOAA 0972, which produced some low -flaring activity.

GEOMAGNETIC CONDITIONS:

The recurring coronal hole produced several intervals of active to minor storm conditions during 18-20 October. Geomagnetic conditions were most disturbed during the night from 19 to 20 October.

SIDC Weekly bulletin on Solar and Geomagnetic activity
WEEK 356 from 2007 Oct 22

SOLAR ACTIVITY

Flaring activity was absent. The estimated international sunspot index was 0 and the 10cm flux varied only between 67 and 68 sfu (solar flux units). A clear strong southern coronal hole passed the central meridian on Oct 21.

GEOMAGNETIC ACTIVITY

During the first part of the week, we were under the influence of the second part of an equatorial coronal hole which passed over the solar disk last week. This part was almost not visible in EIT195. The influence was limited and led only to unsettled conditions which started late on Oct 22 and continued on Oct 23. On Oct 25, the Kp index estimated by Boulder, reached once the value of 6 and 5. Until Oct 27, we had unsettled to active conditions because of the coronal hole mentioned in the section 'solar activity'. Although the coronal hole was strong, the influence was limited because of the high latitude of the hole.

SIDC Weekly bulletin on Solar and Geomagnetic activity
WEEK 357 from 2007 Oct 29

SOLAR ACTIVITY

Solar activity was minimal from the spotless and plage-less sun. The soft X-ray flux remained close to or below the A-class threshold all week while the 10.7cm radio flux varied between 67 and 68 sfu (solar flux units). A recurrent high-latitude (southern) coronal hole transited the W limb during the first days of the week, whilst the remnant of a small trailing portion transited from central meridian to W limb over the course of the week. A small quiescent filament transited the NE limb on Oct 29 and reached the central meridian by the end of the week without any portion of it erupting.

GEOMAGNETIC ACTIVITY

Geomagnetic activity peaked at minor storm levels right at the start of the week, and rather unexpectedly. The fast stream from a recurrent coronal hole was waning and its direct influence had been relatively minor due to the high latitude of the hole. However, right at the end of the day on Oct 29th the IMF strength rose sharply and the Bz component strengthened to ~-10nT, and since the solar wind speed was around 500km/s, two periods of Kp=5 were recorded, while K=5 was recorded at both Dourbes and Niemegek. The solar wind speed rose again to ~600km/s but the IMF weakened and geomagnetic activity dropped to unsettled levels early on Oct 30 before returning to

quiet conditions by Nov 1st. Solar wind conditions and geomagnetic activity remained quiescent for the remainder of the week. The second peak in the solar wind and IMF was in fact a recurrent feature, but excited conditions were not forecast since its effects had been modest on previous rotations, plus the high-latitude coronal hole from which the stream originated appeared to have decayed significantly during the past month.

SIDC Weekly bulletin on Solar and Geomagnetic activity
WEEK 358 from 2007 Nov 05

SOLAR ACTIVITY

Flaring activity was absent this week. The only features present were two coronal holes. A first southern one influencing space weather passed the central meridian on Nov 04, the second one was confined in latitude and stretched over 50° longitude passing the central on Nov 10.

GEOMAGNETIC ACTIVITY

The complete week was very quiet. The co-rotating interaction region associated with the hole passing the central meridian on Nov 04 arrived on Nov 08. The solar wind speed increased up to 450 km/s. The coronal hole was not geo-effective.

SIDC Weekly bulletin on Solar and Geomagnetic activity
WEEK 359 from 2007 Nov 12

SOLAR ACTIVITY

Flaring activity was absent this week. The only features present were AR0974, appearing Nov 16 near disc center and a recurring coronal hole, which passed the central meridian on Nov 13, influencing space weather.

GEOMAGNETIC ACTIVITY

The complete week was quiet to unsettled. The co-rotating interaction region associated with the coronal hole passing the central meridian on Nov 11 arrived on Nov 13, causing some unsettled geomagnetic conditions till Nov 16, with solar wind speed increasing up to 700 km/s.

